

## MEMORY VERSE

Imagine: an activity that lets preschoolers pretend, imagine, and role play to enhance their learning

**These are written so that you may believe in Jesus Christ,  
the Son of God” John 20:31**

**WHAT YOU NEED:** pillows

### WHAT YOU DO:

In a large area spread the pillows around the floor. These will be “clouds”

Let’s practice our memory verse

**These are written (pretend to write on your palm)  
So that you (point to someone else)**


**May believe (first finger to temple like think then clasp hands together American Sign  
language for believe)**

**In Jesus Christ, the Son of God (point to middle finger to each palm)  
John 20:31 (Open hands like a book.)**

In our Bible story today, we learned that when Jesus was finished speaking to His friends, He went straight into the sky, through the clouds! We are going to use these pillows to pretend they are clouds. Let’s hop on the clouds as we say our memory verse together.”

### SHARE AFTER THE ACTIVITY:

This verse reminds us that we can believe in Jesus! The Bible tells us that Jesus has made a special place for us to live with him in heaven. Why? Because Jesus wants to be our friend forever! Who can believe in Jesus? I can believe in Jesus.



## BIBLE STORY REVIEW

Explore: an activity that channels a preschooler's innate curiosity into a discussion of the week's crucial concepts

**These are written so that you may believe in Jesus Christ,  
the Son of God" John 20:31**

### WHAT YOU NEED:


Three medium-sized smooth rocks, paint pens or markers, and a bag or basket

### WHAT YOU DO:

Retell the Bible story using hand motions for key points. Encourage the children to do the hand motions with you: thumbs up, rock a baby, hug yourself, and sign "Jesus loves me."  
(How to sign "Jesus loves me": Touch middle finger of right hand to left palm then middle finger of left hand to right palm, hug yourself, then point to your chest.)

SAY: "Paul went to a city called Rome to tell them that they can believe what Jesus says, because He always tell the truth. (Give two thumbs up.) "We can believe Jesus when He says He is God's Son. Jesus is God's Son. Say that with me while you pretend to rock baby Jesus, like this. (Pretend to rock a baby.) Jesus is God's Son. "We can believe Jesus when He says He loves us. Jesus loves me! Say that with your mouth while we say it with our hands like this. (Sign 'Jesus loves me.')

Jesus loves me! "We can believe Jesus when He says He wants to be our friend forever. Jesus wants to be my friend forever! Say that with me while we give ourselves a big hug like this. (Give yourself a hug.) Jesus wants to be my friend forever! "We can believe in Jesus, because He always tells the truth. (Give two thumbs up.) Who can believe in Jesus? I can believe in Jesus." (Repeat the words and motions to the Bible story review if time allows.)



## REFLECTION, JOURNAL, & PRAYER

Reflect: encourages personal application and prayer

These are written so that you may believe in Jesus Christ,  
the Son of God” John 20:31

### WHAT YOU NEED:

“I Spy” activity book opened to a blank page (or any blank paper) old magazines, printed family pictures, crayons.

### WHAT YOU DO:

**SAY:** Our Bible story this week, “Our Bible story, today, was about a very special place. Do you remember what the special place was? (Pause.)

Yes! Heaven! And who is getting heaven ready for everyone who believes in Jesus? (Pause.)

Right again! Jesus is preparing a special place for everyone who believes in Him.

“Men wrote down what they saw Jesus do and what they heard Him say so that we can believe in Jesus, too. Who can believe in Jesus?” (I can believe in Jesus)

And when we read the Bible, it helps us believe in Jesus. Our Bible verse even says that . . .

“These are written so that you may believe that Jesus is the Christ, the Son of God, John 20:31. “All of the stories in the Bible were written to help us believe in Jesus. Let’s stand up and say that verse together with the motions.”.

**These are written (pretend to write on your palm)**

**So that you (point to someone else)**


**May believe (first finger to temple like think then clasp hands together American Sign language for believe)**

**In Jesus Christ, the Son of God (point to middle finger to each palm)**

**John 20:31 (Open hands like a book.)**

Turn to a blank page in the Activity Book:

“I want us to make a list of our favorite places. It can be the playground, your bedroom, the beach, your grandparent’s house, the grocery store, anywhere in the whole wide world. Let’s finish the sentence: My favorite place is . . . .




Write a few sentences that your child says about who they can tell about Jesus. Start with the same sentence starter to help your child with early reading skills. "My favorite place \_\_\_\_". Read the sentences with your child when done and allow them to draw pictures to match their sentences. For older kids, they may be able to write some of the words.

These are some really great places! I can see why they are your favorite. But guess what? Jesus is making heaven SO amazing that it will be even better than our favorite places. It's true! Let's use our list to talk to God, now.

This is a great time to allow your child to look at the pictures they drew and talk to God. Or you can use the prayer below to pray.

**SHARE AFTER THE ACTIVITY:** “

Dear God, thank You for wonderful places like (read the list the children made). We love going to these places. Thank You that Jesus is making an even more amazing place where everyone who believes in Him can live with Him forever. You are so good to us, God. We love You. In Jesus' name, amen.



## GAMES

Move: An activity that uses a preschooler's natural desire to move to help them learn

These are written so that you may believe in Jesus Christ,  
the Son of God” John 20:31

### WHAT YOU NEED:

Parachute or sheet and cotton balls


### WHAT YOU DO:

Lay the parachute flat on the floor. Place the cotton balls on top of the parachute. These will represent clouds.

**Say:** Jesus made us a special place in the sky! Right through the clouds. Let's play with the parachute! We'll put clouds on the parachute and bounce them high in the sky where they belong—where our special place is!”

### AFTER THE ACTIVITY:

Jesus loves us and made a special place for those who believe in Him! We can believe in Jesus! Who can believe in Jesus? I can believe in Jesus!”



## CRAFTS

CREATE: An activity that allows preschoolers to review the Bible story, bottom line, or memory verse by crafting

**These are written so that you may believe in Jesus Christ,  
the Son of God” John 20:31**

### WHAT YOU NEED:


- Paper plate, yarn, scissors, items to decorate the spinner: stickers, markers, crayons, ink pads (optional)

### WHAT YOU DO:

*Before the Activity:* On each paper plate, starting at the outer edge, draw a two-inch wide spiral into the center of the plate with a pencil. This line marks where the plate will be cut after decorating to create the spiral. Cut the yarn into 12-inch lengths (one per child). You will need one plate per child. Place the stickers, stamps, and washable inkpads in the center of the tables.

*During the Activity:* Let's make a wind spinner to remind us that Jesus loves us and He wants us to spread His love to others too. "As you add your stickers and stamps, be sure not to cover the line on your plate so we can't see it. I will make a careful cut along that line as you finish decorating. Let's also add a piece of yarn at the top for hanging. Where will you hang your spinner?"

Every time you watch this spinner spin around and around, I want you to think about showing love to all the people around you just as Jesus loves you! **Tell me: Who wants to be your friend forever? [Bottom Line] Jesus wants to be my friend forever.**"



## OPENING STORY & WORSHIP SONG

Available in our Virtual Bible Summer Newsletter

### BIBLE STORY

#### Heaven


Check out week 8 from the 252 Devotional Book you received and a look into heaven and making all things new. . (Revelation 21: 3-5)


You can also read the following preschool friendly version.

Our Bible story this week is about a place called heaven. Have ever heard about heaven.

Well, one day, when Jesus was with His friends, the disciples, He told them He would go away soon. He said He was going to a special place called heaven to get everything ready for all of the people who believe in Him. Jesus said this place is very big and has lots of rooms.

Later, after Jesus died and came back, He visited many of His friends. He wanted them to see with their own eyes that He is alive. Jesus talked with His friends and ate food with them so they would see that He is alive and believe in Him. One time, Jesus ate on a beach with His friends after He came back. Jesus cooked fish and bread! While Jesus was talking and eating with His friends, He told them to go and tell everyone, everywhere that Jesus is alive and He wants to be their friend forever.





Then, something amazing happened. After Jesus finished talking to His friends, He went straight into the sky, through the clouds, and into heaven!

All of Jesus' friends saw Him go into the clouds. While Jesus' friends were standing there looking at the sky, two angels came and asked them, 'Why are you looking at the sky? Jesus has gone to heaven, but He'll be back!' "Wow! We know heaven is real, because Jesus told us it's real. And we can believe Jesus, because He always tells the truth. Everyone who believes in Jesus will get to be His friend forever and live with Him in heaven one day. Jesus is there right now, getting it ready for everyone who believes in Him. And the best part is that we can all believe in Jesus. I can believe in Jesus. You can believe in Jesus. Everyone can believe in Jesus! So, one last time, tell me, who can believe in Jesus?"



**Let's pray to God.**

Dear God, we get so busy that we forget that Jesus is in heaven, right now, getting it ready for us. That is amazing! I pray we will all believe in Jesus so we can be with Him forever in heaven one day. We love You, God. In Jesus' name, amen.