

BIBLE STORY

God's Creation

If you have the Jesus Storybook Bible we recommend reading pages 14-27.

Suggestions for interaction: p. 18 - when you read "darkness and nothing but nothing", have kids close their eyes, and imagine the darkness) p.20 -whenever you read Hello ____, pause and have kids wave and repeat it after you. When you read you're good, pause have kids put 2 thumbs up and repeat "you're good"

In a traditional Bible we recommend reading Genesis 1-2:3 or other board books you may have about God's creation.


If your family is in need of Bible for your child, please email Lindsay Williamson at lwilliamson@prov.church

SHARE AFTER THE ACTIVITY:

"God's creation was made for us because he loved us so much. God made a lot of really special things but out of everything he made for us and gave to us, there is one that is the most special thing God gave us! God loves us so, so, SO much, He gave this person to us to be our friend forever. He teaches us what is best, and He is always with us. And he is God's son! Do you know who it is? (Pause.) "Yes! It's Jesus! God gave us Jesus to be our friend forever! So when I ask you, 'Who wants to be your friend forever,' I want you to say,] **'Jesus wants to be my friend forever.'** Got it? **Who wants to be your friend forever?"**

Let's pray to God.

Dear God, we know You are real because we can see all of the wonderful things You made. Everywhere we look we see things You made because You made the whole world and everything in it! We know You love us, too, because You gave us Jesus to be our friend forever. Help us look closely at all You made and remember who You are and how much You love us. In Jesus' name, amen.



MEMORY VERSE WITH MOTIONS

Imagine: an activity that lets preschoolers pretend, imagine, and role play to enhance their learning

Let us keep looking to Jesus, Hebrews 12:2

WHAT YOU NEED:

Sunglasses or any other type of silly glasses

WHAT YOU DO:

Put on sunglasses or silly glasses

SAY: "Look at me and let's say our memory verse together. You repeat what I say and then we'll put it together.

**Let us (repeat)
keep looking (repeat)
to Jesus (repeat),
Hebrews 12:2. (Repeat.)**

Let's say it all together. "Let us keep looking to Jesus"


Now let's add the motions.

**Let us (thumbs to chest)
keep looking (hands to eyes like binoculars and look around)
to Jesus (both hands pointing up)
Hebrews 12:2. (Open hands like a book.)**

Repeat as many times as you would like. Trade sunglasses or silly glasses each time you say it.

SHARE AFTER THE ACTIVITY:

God loves us so much that He gave us His Son, Jesus, to be our forever friend. Jesus teaches us the way we should act and treat others, so we should always look (adjust your glasses) to Him. Who wants to be your friend forever? [Bottom Line] Jesus wants to be my friend forever."



CREATIONS FROM CREATION

Explore: an activity that channels a preschooler's innate curiosity into a discussion of the week's crucial concepts

Let us keep looking to Jesus, Hebrews 12:2

WHAT YOU NEED:

Play-Doh® ; nature items (leaves, twigs, small pebbles, feathers, acorns, etc.); small plastic animals; and cookie sheets (optional)

WHAT YOU DO:


Go outside with your child and collect items that God has made (leaves, twigs, flowers, grass, rocks). Point out other things God has made that you may not be able to collect. Bring in your collection items and put them on the table.

SAY: One of the amazing things that God created is YOU! And He made you to be creative, too. Let's use our Play-Doh to create something fun. You can either shape your Play-Doh to create something you love that God has made, OR you can create something totally new.

Encourage your child to create items that God has made using the Play-Doh and any of the items provided in the center of the table. They may even choose to use one of the plastic animals as inspiration as they shape their own animal. OR they may use the Play-Doh and items provided to create whatever they'd like.

SHARE AFTER THE ACTIVITY:

Look at all these creative creations! God made so many wonderful things for us to enjoy and to show us how much He loves us. But the best gift God gave us is Jesus. God gave us to Jesus to be our friend forever. **Who wants to be your friend forever? Jesus wants to be my friend forever."**



REFLECTION, JOURNAL, & PRAYER

Reflect: encourages personal application and prayer

Let us keep looking to Jesus, Hebrews 12:2

WHAT YOU NEED:

Bible at Hebrews 12:2. "I Spy" activity book opened to a blank page (or any blank paper).

WHAT YOU DO:


Go outside with your child and play guess my animal. You act like an animal and the other players try to guess which animal you are. OR think of some of your favorite animals and everybody has to act like that animal. (Song Suggestion: Animal Action by Greg and Steve available on wherever you stream music)

SAY: Our Bible story today was about how God made everything—the sun, stars, trees, mountains, oceans, people, and yes, ANIMALS! And even though we can't see God, we know He is real because we can see everything He made. "Let's make a list of some things God made. When you think of something God made, say it and I'll write it down. Try to tell me your whole sentence and say "God made...."

Try to make a list of five different things and write them down so your child can see them. Be sure to include their name as something God made! Then you can reread your list together, pointing to the words as you read each one. Then have your child draw a picture of themselves!

SHARE AFTER THE ACTIVITY:

I have a very important question. God made a wonderful world and everything in it for us but He gave us something even better. Do you remember WHO is the best gift ever that God gave us? (Pause.) " Jesus! God gave us Jesus to be our friend forever! That's why when we ask, 'Who wants to be your friend forever?' you say, 'Jesus wants to be my friend forever!' Let's try it. Who wants to be your friend forever? (child says: 'Jesus wants to be my friend forever!'" Let's pray and thank God for all the wonderful things he has made.



GAMES

Move: An activity that uses a preschooler's natural desire to move to help them learn

Let us keep looking to Jesus, Hebrews 12:2

WHAT YOU NEED:

Large sheet; and four plush items of things that God made (star, bird, fish, teddy bear etc.)

WHAT YOU DO:


Place the sheet on the floor, and place the plush items on top.

Hold the sheet tightly and bounce the plush items on the sheet. Encourage them to look at different items as they're bouncing in the air.

SAY: When we look at the world, we can see all the things that God made. We're going to play a fun game together. Let's all hold the sides of this parachute. When we raise our arms up and back down again, it will make the toys bounce up and down. Each toy on the parachute is something that God made. Look at everything God made!

SHARE AFTER THE ACTIVITY:

God made the world and everything in it. When we look at the things that God made, we are learning more about Him. And the greatest gift God gave us is Jesus. **Jesus wants to be my friend forever. Who wants to be your friend forever? (Child says:) Jesus wants to be my friend forever."**



CRAFTS

CREATE: An activity that allows preschoolers to review the Bible story, bottom line, or memory verse by crafting

Let us keep looking to Jesus, Hebrews 12:2

WHAT YOU NEED:

Empty toilet paper tubes (two per child); clear tape; yarn; a single hole punch; scissors; creation foam stickers or any type of stickers (optional); markers

WHAT YOU DO:

SAY: Today we're talking about how we can see God through all that He has made! Let's make some special binoculars to help us see all the wonderful things God has made."

Give your child 2 toilet paper rolls. Encourage your child to decorate the binoculars with the markers and stickers. While they are decorating, tape the two toilet paper tubes together side by side (wrap the tape around both tubes on both ends) to create binoculars. Use the hole punch to punch two holes in the tops of each pair of binoculars and run a piece of yarn through the holes so the children can wear them around their necks.

SHARE AFTER THE ACTIVITY:

When you look through your binoculars, do you spy something God made? Let's play a game of Eye spy. I will start. "I spy something God made and it is (depending on age you can pick a color of something and kids can guess or you can just take turns finding things that God Made by saying I spy with my little eye something God made and it is ____).

God gave us so many wonderful things to enjoy, but the BEST gift ever is Jesus.. **Jesus wants to be my friend forever. Tell me who wants to be your friend forever? (Child says:) Jesus wants to be my friend forever."**

Let's pray and thank God for all the wonderful things he has made.

"Dear God, we want to tell You how amazing and powerful and creative and loving You are. Even though we can't see You, we know You are real because we see ALL the things You made that we see. And I especially want to thank You for making (say each child's name). They are SO special. And I know You love all of us with a super big love because You gave us Jesus to be our friend forever. We love You, God. In Jesus' name, amen."