



MEMORY VERSE: CAN YOU DO IT?

Imagine: an activity that lets preschoolers pretend, imagine, and role play to enhance their learning

Let us keep looking to Jesus, Hebrews 12:2

WHAT YOU NEED: sidewalk chalk

WHAT YOU DO:

Review your Memory Verse with the motions:


Let us (thumbs to chest)
keep looking (hands to eyes like binoculars and look around)
to Jesus (both hands pointing up)
Hebrews 12:2. (Open hands like a book.)

Draw a hopscotch path and write one word from the memory verse in each square.

Let	
u	s
keep	
look	ing
to	
Je	sus
Hebrews	
12.	2

SHARE AFTER THE ACTIVITY:

We should keep looking to Jesus always. And we should look for ways to share His love with others. Why? Because [\[Bottom Line\] Jesus wants to be my friend forever.](#) Isn't that awesome? No one loves you like Jesus, friends.



Needs and Helping Matching

Explore: an activity that channels a preschooler's innate curiosity into a discussion of the week's crucial concepts

Let us keep looking to Jesus, Hebrews 12:2

WHAT YOU NEED:

Needs and Help picture cards, crayons, scissors

WHAT YOU DO:

SAY: "This week,, we're learning that we should look for ways to love people like Jesus. One way we show love is by helping! We can help people by giving them what they need. Help me color these cards.


Color cards and talk about what you see in each picture.

Shuffle cards and lay them face down.

Play a game of memory by laying the pictures face down and match the helping card with the need card.

SHARE AFTER THE ACTIVITY:

If a friend is hurt, can giving him a Band-Aid® help him feel loved? What about sharing your snack? (Pause.) Yes! We can always show love by helping. I'm so glad to know that Jesus loves me and that I can love others. **[Bottom Line] Jesus wants to be my friend forever.** Jesus loves each one of you SO much, and He wants you to share His love with others



REFLECTION, JOURNAL, & PRAYER

Reflect: encourages personal application and prayer

Let us keep looking to Jesus, Hebrews 12:2

WHAT YOU NEED:

Bible at Hebrews 12:2. "I Spy" activity book opened to a blank page (or any blank paper).

WHAT YOU DO:

SAY: Our story today was about something very, very important that Jesus taught us to do. Listen and see if you can remember what it was.

"Did Jesus teach us to love people the way bears love honey? (Pause.)

"No, Jesus didn't teach us to love people the way bears love honey.

"Did Jesus teach us to love people the way bees love flowers? (Pause.)

"No, Jesus didn't teach us to love people the way bees love flowers.

"Did Jesus teach us to love people the way He loves us? (Pause.)

"YES! Jesus said the most important thing we can do is love people the way He loves us! And Jesus loves us A LOT because He wants to be our friend forever. Who wants to be your friend forever?"

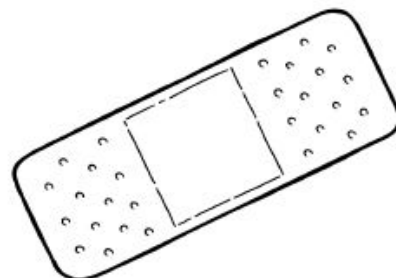
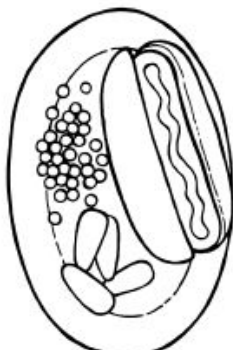

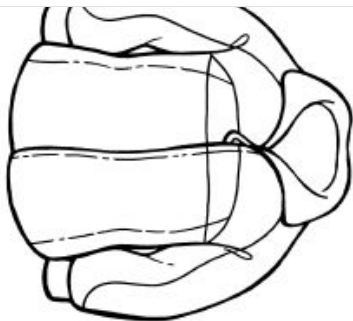

"Today we are going to make a list of ways we can love people the way Jesus loves us. Jesus says kind words to us. He forgives us. He teaches us what is best. He helps us. Jesus really is the best at loving us.


Write a few sentences that your child says about ways we can love people. Start with the same sentence starter to help your child with early reading skills. "I can love ____ (mom, dad, sister, brother, neighbor, friend's name) by _____. Read the sentences with your child when done and allow them to draw pictures to match their sentences. For older kids, they may be able to write the names of mom, dad, family's names, etc.

SHARE AFTER THE ACTIVITY: "Dear God, thank You for Jesus. Thank You that He wants to be our friend forever. Please help us love people the way Jesus loves us by doing things like (read the list the child made). We love You, God. In Jesus' name, amen

FOCUS

PRESCHOOL
VBS





GAMES

Move: An activity that uses a preschooler's natural desire to move to help them learn

Let us keep looking to Jesus, Hebrews 12:2

WHAT YOU NEED:

nothing


WHAT YOU DO:

Play "Duck, Duck, Goose," but instead say, "Jesus loves, Jesus loves, Jesus loves . . . YOU!"

Say: We're going to play it duck, duck goose today, but instead of saying 'Duck, duck, goose,' we're going to say, 'Jesus loves, Jesus loves . . . YOU!' Are you ready to play?"

SHARE AFTER THE ACTIVITY:

"Jesus loves us so much, and He wants to us to share that love with others. We can look around and find ways to love people! **Who wants to be your friend forever? [Bottom Line]**
Jesus wants to be my friend forever



CRAFTS

CREATE: An activity that allows preschoolers to review the Bible story, bottom line, or memory verse by crafting

Let us keep looking to Jesus, Hebrews 12:2

WHAT YOU NEED:

paper towel tubes (one per child); heart cutouts or heart stickers (one inch or less in size); Con-Tact™ paper; stickers; markers; and dot markers


WHAT YOU DO:

Encourage the children to decorate their paper towel tubes using the stickers, markers, and dot markers. Give each child a label to place on the side of the tube. Instruct the children to look through their spyglass and identify what they see.

SAY: Today we're learning to look for ways to love people like Jesus. Who did Jesus love? (Pause.) Yes, everyone! In fact, **[Bottom Line] Jesus wants to be my friend forever!** Let's make some special spyglasses to help us look for people to love! You can decorate your spyglass with stickers or markers, any way you choose.

SHARE AFTER THE ACTIVITY:

These spy glasses are so fun! Everyone you spy through this special lens is someone Jesus loves. I'm so glad to know that **[Bottom Line] Jesus wants to be my friend forever. Who wants to be your friend forever? [Bottom Line] Jesus wants to be my friend forever.**



OPENING STORY & WORSHIP SONG

Available in our Virtual Bible Summer Newsletter

BIBLE STORY

Jesus Teaches Us

Recommended reading from the Bible, read Matthew 22. 36-40, 1 Corinthians 13

You may also want to visit how Jesus taught us to treat other people by reading the story of Jesus and the Children (Jesus Storybook Bible p. 256-262 or Mathew 18-19), The amn you didn't have any friends, the story of Zaccheus (Jesus Storybook Bible p. 264-270 or Luke 19) or Washed with Tears (Jesus Storybook Bible p.280-285 or Luke 7)

If your family is in need of Bible or a Storybook Bible for your child, please email Lindsay Williamson: lwilliamson@prov.church

SHARE AFTER THE ACTIVITY:

Jesus told us the most important thing is for us to love people the way He loves people, and all of these pictures are ways that Jesus loved people.

That means it's important to be a friend to people who don't have friends.

It's important to share food with people who are hungry.

It's important to be kind to people who are different than us.

And it's important to forgive people when they do something wrong.

"Jesus taught us the most important thing is to love people the way He loves us. And we know Jesus loves us a lot because He wants to be our friend forever. **Who wants to be your friend forever?"**

Let's pray to God.

"Dear God, thank You for sending Jesus to show us what love looks like. Please help us love people the way Jesus loves us. That's a lot of love, but I know with Jesus helping us, we can do it. We love You, God. In Jesus' name, amen.