

MEMORY VERSE: CAN YOU DO IT?

Imagine: an activity that lets preschoolers pretend, imagine, and role play to enhance their learning

Let us keep looking to Jesus, Hebrews 12:2

WHAT YOU NEED: Disposable cups (two per child); scissors; yarn or string; and clear tape

WHAT YOU DO:


Review your Memory Verse with the motions:

Let us (thumbs to chest)
keep looking (hands to eyes like binoculars and look around)
to Jesus (both hands pointing up)
Hebrews 12:2. (Open hands like a book.)

Today, we're going to make some special phones out of cups! I want you to tape each end of this string or yarn onto the bottom of each cup. Then we will each hold one end to our ear and say our memory verse.

SHARE AFTER THE ACTIVITY:

That was so fun! It's a great reminder that we should keep looking to Jesus because He is the best friend ever. [Who wants to be your friend forever? Jesus wants to be my friend forever](#)



Anytime, Anywhere, Any place

Explore: an activity that channels a preschooler's innate curiosity into a discussion of the week's crucial concepts

Let us keep looking to Jesus, Hebrews 12:2

WHAT YOU NEED:

Sidewalk chalk, concrete space to build game board on, one di (optional).

WHAT YOU DO:

SAY: "We are going to play a game, but first we have to make our game board.

Draw a "twister"like board that is 3 large circles across and 3 large circles down. You can use different color chalk or the same color for all the circles.

Start with one column of circles to draw the clock inside the circles.

We are going to draw a picture of a clock. This will remind us that Jesus taught us we can talk to God . . . only in the mornings? (Pause.) No. Only at night? (Pause.) No. We can talk to God ANYTIME!

Move to the next column of circles to draw a car inside the circles.

Now in these circles we are going to draw a car. This second picture will remind us that Jesus taught us we can talk to God . . . only in church? (Pause.) No. Only when you're with a grownup? (Pause.) No. We can talk to God ANYWHERE!


This last picture we are going to draw a speech bubble like they do in books to show someone is talking. Then we are going to write the word ANYTHING in the speech bubble. This picture reminds us that Jesus taught us we can talk to God about . . . only Bible stuff? (Pause.) No. Only church stuff? (Pause.) No. We can talk to God about ANYTHING!

"Jesus taught us that God loves us and wants us to talk to Him ANYTIME, ANYWHERE, about ANYTHING!

"Now let's play a game with them.

Optional: if you are using a di, you can roll the di and have the numbers 1-4 represent right hand, left hand, right foot, left foot. Numbers 5 can be a chance to stand back up, number 6 could be to switch places with you or a free players choice space.

If using di, roll the di to show which hand/foot, then say one of the choices:




Example: If you roll a 1, you would say, “put your right hand on Jesus taught us we can talk to him anytime.” If you roll a 4, you would say “put your left foot on Jesus taught us we can talk to God anywhere”

For a more simpler option, you can call out where to put their hands and feet and and eliminate right and left by saying “Jesus taught us we can talk to God about anything. Put one foot on the space that shows we can talk to God about anything. Jesus told us we can talk to God anywhere. Put your other foot in the space that shows you can talk to God anywhere.”

Continue switching up the words “anytime,” “anywhere,” and “about anything” each time

SHARE AFTER THE ACTIVITY:

Jesus taught us how we can talk to God because He’s such a good friend. Jesus is such a good friend, He wants to be your friend forever! **Who wants to be your friend forever?**
[Bottom Line] Jesus wants to be my friend forever!



REFLECTION, JOURNAL, & PRAYER

Reflect: encourages personal application and prayer

Let us keep looking to Jesus, Hebrews 12:2

WHAT YOU NEED:

Bible at Hebrews 12:2. "I Spy" activity book opened to a blank page (or any blank paper).

WHAT YOU DO:

SAY: Jesus taught us something very special in our Bible story today. Let's see if you remember.

Did Jesus teach us how to talk to giraffes? (Pause.) Nooooo.

Did Jesus teach us how to talk to teddy bears? (Pause.) Nooooo.

Did Jesus teach us how to talk to God? (Pause.) Yes! Jesus taught us how to talk to God!

Jesus said we can talk to God anytime, anywhere, about anything! That's great news!

Jesus is such a good, good friend! That's why the Bible verse we are learning says this.

Let us keep looking to Jesus, Hebrews 12:2 (NIRV).


Because Jesus is such a good friend, we know He will always show us the right way to go.

Stand up with me and let's say our Bible verse together with the motions so we can remember to keep looking to our good friend Jesus.

Today we get to write anything we want in our prayer journal because we can talk to God about anything! I want you to say whatever you want to God and I will write it down. You can thank God for something. You can ask God for help. You can tell God you're sorry for something you did. You can tell God you love Him. You can say anything you want.

Allow your child to say something to God and write it down for them on the blank page. Read the sentence back with your child and point to each word as you say it. Have your child add a picture if they would like.

SHARE AFTER THE ACTIVITY: "Dear God, You are so awesome! There is no one else like You. Thank You that we can talk to You anytime, anywhere, about anything. Today [child's name] wants to tell You (read what they listed). You are the best, God, and we love You. In Jesus' name, amen.



GAMES

Move: An activity that uses a preschooler's natural desire to move to help them learn

Let us keep looking to Jesus, Hebrews 12:2

WHAT YOU NEED:

Pool noodles (or anything to “golf” with); beach ball (or any balloon or ball); soccer goal or large box;


WHAT YOU DO:

Cut the pool noodles in half. Set up the goal or put the box on its side to be the goal. Use the pool noodles as golf clubs to knock the beach balls into the goal.

Say: Let's play a new game called 'Beach Ball Golf!' What do these balls look like? (Pause.) That's right! They look like the world! When I say, 'Go,' use the pool noodles to knock the balls into the goal!"

SHARE AFTER THE ACTIVITY:

“The beach balls we played with look like the world. That reminds us that we can talk to God anywhere in the world. No matter where we go, we can always talk to God anytime, anywhere, and about anything. I'm so glad Jesus teaches us that. **Who wants to be your friend forever? [Bottom Line] Jesus wants to be my friend forever.**



CRAFTS

CREATE: An activity that allows preschoolers to review the Bible story, bottom line, or memory verse by crafting

Let us keep looking to Jesus, Hebrews 12:2

WHAT YOU NEED:

Dry egg cartons; scissors; washable tempera paint (you can also use markers); paintbrushes; popsicle sticks (one per child); and white liquid glue


WHAT YOU DO:

To prepare egg cartons, remove the lid and side flap closure and discard. This leaves you with the bottom part of the tray where the eggs sit. Carefully cut the bottom of the carton apart into six sections. These six sections will become six sets of eyeglasses. Cut a small slit in the bottom where each egg sits, then working from the slit you've made, cut out a small hole for the "eyes". Finally, cut a small notch between the two "eyes" so that the glasses will rest on the child's nose. Encourage the children to use the paintbrushes to paint (or decorate) their "eye glasses" any way they choose. As they finish painting, walk around the tables and help the children glue a popsicle stick to one side as a holder (similar to opera glasses).

SAY: "Today we're learning that we can talk to God anytime, anywhere, about anything! So I thought it would be fun to make some special glasses to look for all the places where we can talk to God!" Can you talk to God in the car? (Pause.) Yes! Can you talk to God on the playground? (Pause.) Can you talk to God in your bedroom? (Pause.) You sure can!"

SHARE AFTER THE ACTIVITY:

Once glasses have dried, go for a walk and look for places that you can talk to God.



OPENING STORY & WORSHIP SONG

Available in our Virtual Bible Summer Newsletter

BIBLE STORY

How to Pray

Recommended reading from the Jesus Storybook Bible p. 222-227, How to pray and a paraphrase of the Lord's Prayer" We also recommend that you read the Lord's prayer in full straight from the Bible.

If reading from the Bible, read Matthew 6: 5-13

If your family is in need of Bible or a Storybook Bible for your child, please email Lindsay Williamson: lwilliamson@prov.church

SHARE AFTER THE ACTIVITY:

Do we really have to wear fancy clothes and use big fancy words to talk to God? (Pause.) No way! We can talk to God wearing whatever clothes we have and use our normal, everyday words Do we have to talk into a megaphone so God can hear us? (Pause.) No way! God hears us when we whisper (with loud voice) or shout (normal voice) or use our inside voice. God always hears us. Do we have to be in a special place to talk to God? (Pause.) No way!


You can talk to God anywhere—the playground, your bedroom, even when you're riding in your car. Jesus said you can talk to God ANYTIME, ANYWHERE, about ANYTHING! That's awesome! We can talk to God when we want to say we're sorry.

God, I'm sorry I didn't share with my sister today.

We can talk to God when we need help.

God, I feel afraid when it's dark outside. Can you help me be brave?

And you know what? We don't even have to fold our hands or close our eyes to talk to God. Nope! Some people choose to fold their hands because it keeps their hands from playing with things and helps them FOCUS on God. Some people close their eyes when



they pray because that way they don't start looking at that yummy cookie instead of concentrating on talking to God. But we can talk to God with our eyes open and hands not folded. We can talk to him anywhere, anytime, and about anything.

We can talk to God when we want to tell Him how awesome He is.

Hey! Let's talk to Him right now and tell Him how awesome He is! On the count of three, say, 'God, You are awesome!' Ready? One, two, three!

Let's pray to God.

"Dear God, only You are powerful enough to hear us anytime, anywhere, about anything! I hope we will talk to You every day, because we can! Thank You for loving us and sending Jesus to teach us how we can talk to You. We love You, God. In Jesus' name, amen.