

MEMORY VERSE WITH MOTIONS

Imagine: an activity that lets preschoolers pretend, imagine, and role play to enhance their learning

Let us keep looking to Jesus, Hebrews 12:2

WHAT YOU NEED: No materials needed.

WHAT YOU DO:

Say the memory verse together. Use these different voices to repeat the memory verse

Megaphone – cup hands around mouth and yell

Crown – say the verse like a king or queen

Alligator – put arms out in front like an alligator’s mouth and open and close as you repeat the verse

Bird – repeat verse in a squeaky, chirping voice

Music notes – sing the verse to any tune they wish


SAY: “We’re learning a great verse about Jesus this week. It says: *Let us keep looking to Jesus, Hebrews 12:2 (NirV)*. First, let’s say the verse together with our motions. Then I want us to say the verse again using different voices.

**Let us (thumbs to chest)
keep looking (hands to eyes like binoculars and look around)
to Jesus (both hands pointing up)
Hebrews 12:2. (Open hands like a book.)**

Repeat as many times as you would like. Have your child come up with their own voices that they want to say the memory verse in.

SHARE AFTER THE ACTIVITY:

It’s important to keep looking for Jesus so we can learn what He wants to teach us about how to live. I’m so glad **Jesus wants to be my friend forever. Who wants to be your friend forever?**



HOUSE BUILDING

Explore: an activity that channels a preschooler's innate curiosity into a discussion of the week's crucial concepts

Let us keep looking to Jesus, Hebrews 12:2

WHAT YOU NEED:

Sugar cubes (or blocks, playdough) , popsicle sticks, craft sticks,

WHAT YOU DO:


Encourage the children to use the sugar cubes and craft/popsicle sticks to stack and build a house. You may want to show your preschoolers how to place the craft sticks on top of the sugar cubes to build their structures higher and with more stability

SAY: When Jesus told the story about the two men who built houses, what did they build their house on? (Pause.) One built his house on the rock and one on the sand. Let's do some house building of our own

Encourage your child to create items that God has made using the Play-Doh and any of the items provided in the center of the table. They may even choose to use one of the plastic animals as inspiration as they shape their own animal. OR they may use the Play-Doh and items provided to create whatever they'd like.

SHARE AFTER THE ACTIVITY:

The wise man built his house on the rock. Jesus told this story to show us how important it is to listen to what he teaches so we can make wise choices and stand strong. Jesus is a wise and good friend! [Who wants to be your friend forever? \[Bottom Line\] Jesus wants to be my friend forever.](#)"



REFLECTION, JOURNAL, & PRAYER

Reflect: encourages personal application and prayer

Let us keep looking to Jesus, Hebrews 12:2

WHAT YOU NEED:

Bible at Hebrews 12:2. "I Spy" activity book opened to a blank page (or any blank paper).

WHAT YOU DO:


Go outside with your child and play guess my animal. You act like an animal and the other players try to guess which animal you are. OR think of some of your favorite animals and everybody has to act like that animal. (Song Suggestion: Animal Action by Greg and Steve available on wherever you stream music)

SAY: "Our story today was a story Jesus told. We can find the stories Jesus told all right here in the Bible. "There were two men in the story we heard today. What were the two men building? (Pause.) They were both building houses. One man built his house on rock. The other man built his house on sand. What happened to the houses when it started raining?" (Pause.) "Yes! The house on the sand came falling down because the rain washed the sand away. But the house on the rock stood strong because it was on a strong rock. Jesus told us this story to teach us that making wise choices is the best way to live. We can find all kinds of things Jesus teaches us when we look in the Bible. He teaches us how to live because He is a good friend and He loves us. In fact, He loves you SO much, He wants to be your friend forever! **Who wants to be your friend forever?**"


Today we are going to make a list of things Jesus teaches us, there are so many things! (things like love one another, be a good friend, help others, tell the truth, be kind, and say I'm sorry.)

Open to a blank page in the I spy activity book and make a list of things Jesus teaches us. Try to write and have your preschooler use complete sentences saying "Jesus teaches us ____" When you are finished with the list, point to the words and read the sentences together. Have your child draw a picture of one of the things from the list.

"Dear God, thank You for sending Jesus to be our friend forever. He is such a good friend and



teaches us the best way to live. Please help us make wise choices and do what Jesus says like
(use the *list* you made with your child during the reflection time or allow your child to pray
with you and say what they can remember about what Jesus teaches us). We love You, God.
In Jesus' name, amen



GAMES

Move: An activity that uses a preschooler's natural desire to move to help them learn

Let us keep looking to Jesus, Hebrews 12:2

WHAT YOU NEED:


Bucket of rocks; bin (optional to fill the bin with some sand); and different types of spoons

WHAT YOU DO:

Put the bucket of rocks on one side of the room and the tub of sand on the other. Have your child pick one of the spoons and put a rock on the spoon. Then they walk across the yard with the rock on the spoon and place it in the tub. Then have them run back and use a different spoon for another rock. You can use a timer to play more than one time to see if they can beat their time. If you are playing with more than one child, it can be a relay race.

SHARE AFTER THE ACTIVITY:

Today we heard a story about rocks and sand. We learned about a wise man who built his house on a rock. We also learned about a foolish man who built his house on the sand. We want to be like the wise man and look for ways that Jesus teaches us how to be wise! Tell me: **Who wants to be your friend forever? [Bottom Line] Jesus wants to be my friend forever.**



CRAFTS

CREATE: An activity that allows preschoolers to review the Bible story, bottom line, or memory verse by crafting

Let us keep looking to Jesus, Hebrews 12:2

WHAT YOU NEED:

Rocks (these can be found on a “creation” walk with your child) in large googly eyes (two per child); glue dots; small paper plates; washable paint pens or washable acrylic paints;


WHAT YOU DO:

SAY: This week we have been talking about a story about a wise man who built his house upon the rock. Let’s paint some of our own rocks, BUT I want you to do something a little crazy. Let’s paint our rocks to look like pets. So we need to make sure they have eyes and a mouth. Use the paints to decorate your rock any way you’d like. Then add two googly eyes and draw in a mouth!”

Encourage each child to use the paints or paint pens provided to paint the rock as they choose. Use the glue dots to adhere the googly eyes to the rock and draw or paint a mouth

SHARE AFTER THE ACTIVITY:

Jesus told a very important story about a man who built his house on the sand and a man who built his house on what? (Pause.) Yes, the rock! Jesus teaches us so many important things. When you look at your pet rock this week, remember this story Jesus told to help us make wise choices and stand strong. Tell me: [Who wants to be your friend forever? \[Bottom Line\] Jesus wants to be my friend forever.](#)”



OPENING STORY & WORSHIP SONG

Visit this link to see the Opening video for the week and Worship Song:

<https://at-home.playlister.app/01af2bee-63a5-48ba-9968-278b9ded46b4/30608969-ab83-4098-af8b-7f005ad9839b>

OR find it available in our Virtual Bible Summer newsletter

BIBLE STORY

The Wise and Foolish Builders

“God gave us His Son, Jesus, to be our friend forever. One of the ways Jesus is a good friend is that He teaches us the best way to live. We can find what Jesus teaches right here in the Bible.

Read from the Bible Matthew 7: 24-27

If your family is in need of Bible for your child, please email Lindsay Williamson: lwilliamson@prov.church

SHARE AFTER THE ACTIVITY:

When we make wise choices, we are like the man who built his house on the rock. We can stand strong! And how do we stand strong? (*Hold up Bible.*) “We LOOK in the Bible, SEE what Jesus teaches, and then DO it. That is how we stand strong!

Let’s pray to God.

Dear God, help us to listen to what Jesus teaches us and do what He says. Help us to keep looking in the Bible and learning. We want to make wise choices and build a strong life. We love You, God. In Jesus’ name, amen.”